

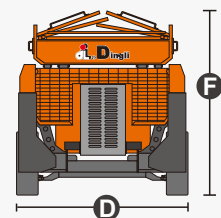
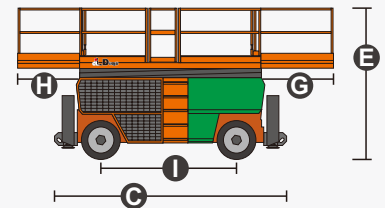
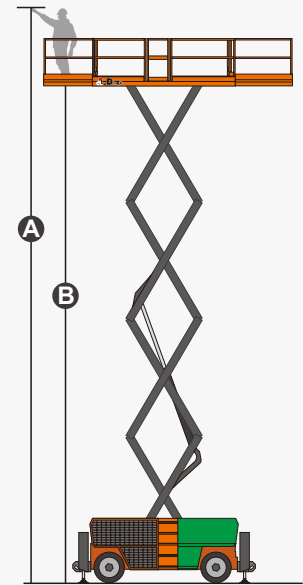
SPECIFICATIONS

| Size | Metric | British |
|---|-------------|------------------|
| Max. Working Height(Inside) A | 15.00m | 49ft 3in |
| Max. Working Height(Outside) | 15.00m | 49ft 3in |
| Max. Platform Height(Inside) B | 13.00m | 42ft 8in |
| Max. Platform Height(Outside) | 13.00m | 42ft 8in |
| Overall Length(Without Outriggers) | 3.98m | 13ft 1in |
| Overall Length(With Outriggers) C | 4.88m | 16ft |
| Overall Width D | 2.29m | 7ft 6in |
| Overall Height(Rails Up) E | 2.98m | 9ft 9in |
| Overall Height(Rails Down) F | 2.28m | 7ft 6in |
| Platform Size(Length×Width) | 3.98m×1.83m | 13ft 1in ×6ft |
| Platform Extension Size G / H | 1.43m/1.16m | 4ft 8in/3ft 10in |
| Ground Clearance | 0.30m | 1ft |
| Wheelbase I | 2.86m | 9ft 5in |
| Turning Radius(Inside/Outside) | 2.35m/5.20m | 7ft 9in/17ft 1in |
| Tyres | 33×12-20 | 33×12-20 |

| Performance | | |
|--------------------------------|-----------|-----------|
| S.W.L | 680kg | 1499lb |
| S.W.L On Extension | 227kg | 500lb |
| Max. Occupants(Inside/Outside) | 7/7 | 7/7 |
| Gradeability | 40% | 40% |
| Travel Speed(Stowed) | 6.0km/h | 3.73mph |
| Travel Speed(Raised) | 1.0km/h | 0.62mph |
| Max. Working Slope | X-2°/Y-3° | X-2°/Y-3° |
| Up/Down Speed | 70/55sec | 70/55sec |

| Weight | | |
|----------------|--------|---------|
| Overall Weight | 8200kg | 18077lb |

| Power | | |
|----------------|---------------|---------------|
| Hydraulic Tank | 130L | 34gal |
| Battery | 48V/450Ah | 48V/450Ah |
| Charger | 48V/60A | 48V/60A |
| Driving Motor | 4×32VAC/3.3kW | 4×32VAC/3.3kW |
| Lifting Motor | 2×48VDC/8.0kW | 2×48VDC/8.0kW |



ANSI A92.20, CSA B354.6.17

FEATURES

Standard Items

- Proportional Joystick Controls
- Self-Locking Gates
- Dual Slide-Out Platform Extension Deck
- Four-Wheel Drive
- Two-Wheel Steering
- Automatic Braking System
- Self-Weight Lowering System
- Tubing Explosion-Proof System
- Onboard Fault Diagnostic System
- Tilt Alarm
- Motion Alarm
- Horn
- Hour Meter
- Charging Protection System
- Flashing LED Beacon
- Foldable Guard Rails
- Drive Enable
- Charging Indicator
- Manual Brake Release
- Lanyard Attachment Point
- Standard Transport Forklift Pockets
- Tie-Down And Lifting Points
- Automatic Leveling Hydraulic Outriggers
- Emergency Pump
- Emergency Stop Button
- Platform Load Sense System
- Oscillating Axle Chassis



ZHEJIANG DINGLI MACHINERY CO., LTD.

Address: No.188 Qihang Road,Deqing,Zhejiang P.R.C 313219

Telephone: +86(572)8681688

E-Mail: export@cndingli.com

[Https://en.cndingli.com](https://en.cndingli.com)

Due to continuous technology updates, technical parameters are subject to change without notice. This picture book is for reference only, the actual product shall prevail. The copyright is owned by zhejiang dingli, any content may not be copied for any purpose without written permission.

2022-09

