

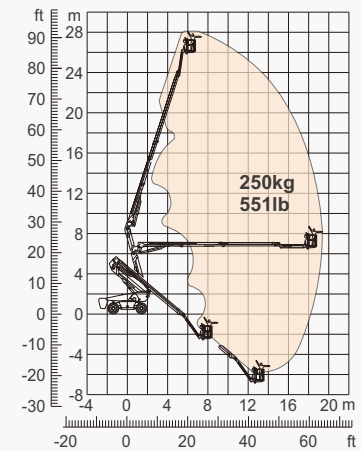
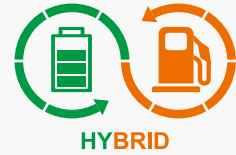
SPECIFICATIONS

Size	Metric	British
Max. Working Height	28.10m	92ft 2in
Max. Platform Height	26.10m	85ft 8in
Max. Operating Range(+0.6m)	19.40m	63ft 8in
Max. Platform Range	18.80m	61ft 8in
Flatbed Transport Dimensions (L×W×H)	11.85m×2.50m×2.89m	38ft 10in×8ft 2in×9ft 6in
Standard Container Transport	All Applicable	All Applicable
Platform Size(Length×Width)	2.44m×0.91m	8ft×3ft
Turntable Tailswing	1.61m	5ft 3in
Ground Clearance A	0.41m	1ft 4in
Wheelbase B	2.80m	9ft 2in
Turning Radius(Inside/Outside)	1.87m/3.22m	6ft 2in/10ft 7in
Tyres	385/45-28	385/45-28
Max. Up And Over Clearance	9.14m	30ft
Max. Down Probing Depth	6.61m	21ft 8in

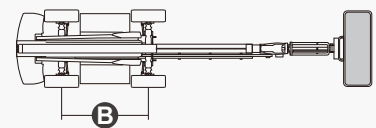
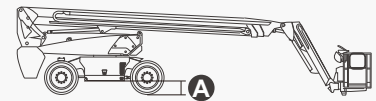
Performance		
S.W.L	250kg	551lb
Max. Occupants	2	2
Gradeability	30%	30%
Travel Speed(Stowed)	6.0km/h	3.7mph
Travel Speed(Raised)	1.1km/h	0.7mph
Max. Working Slope	X-5°/Y-5°	X-5°/Y-5°
Turret Rotation	360°Continuous	360°Continuous
Platform Rotation	180°	180°
Jib Movement	135°	135°

Weight		
Overall Weight	18400kg	40565lb

Power		
Lithium Battery	420Ah/80V	420Ah/80V
Emergency Power System	12V	12V
Driving Motor	54VAC/18kW	54VAC/18kW
Diesel Tank	110L	29gal
Hydraulic Tank	165L	43gal



Range Of Motion



FEATURES

Standard Items

- 2.31m (7ft 7in) Jib
- Front Oscillating Axle
- Four-Wheel Steering
- Four-Wheel Drive
- Self-Leveling Platform
- 180° Left And Right Swing Platform
- Proportional Joystick Controls
- Thumb Rocker Steer
- Drive Enable
- Ac Power Cord To Platform
- Tilt Alarm
- Descent Alarm
- Flash
- Horn
- Hour Meter
- Integral Integrated Special Drive Axle
For Construction Machinery
- 360° Continuous Turntable Rotation
- Positive Traction Four Wheel Drive
- Platform Load Sense System
- Fault Diagnosis System
- Operator Anti-crushing Protection System
- Harsh Environment Kits
- 12V DC Auxiliary Power
- Lithium Battery 420Ah/80V
- Driving Motor 18kW 3243rpm
- Lifting Motor 24kW 2150rpm



Articulated
Boom-BA



Working
Height-28m



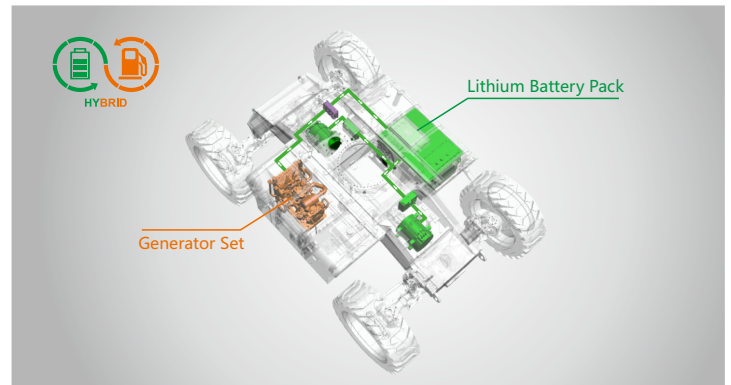
Jib



Hybrid-H



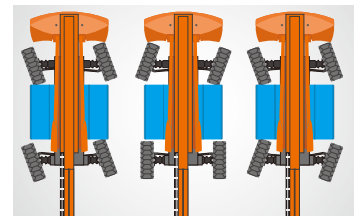
Rough
Terrain-RT



Hybrid-Super Long Endurance Of 30 Days



Anti Extrusion Device



Multiple Steering Modes

ZHEJIANG DINGLI MACHINERY CO., LTD.

Address: No.188 Qihang Road,Deqing,Zhejiang P.R.C 313219

Telephone: +86(572)8681688

E-Mail: export@cndingli.com

Https://en.cndingli.com

Due to continuous technology updates, technical parameters are subject to change without notice. This picture book is for reference only, the actual product shall prevail. The copyright is owned by zhejiang dingli, any content may not be copied for any purpose without written permission.

2022-09

