

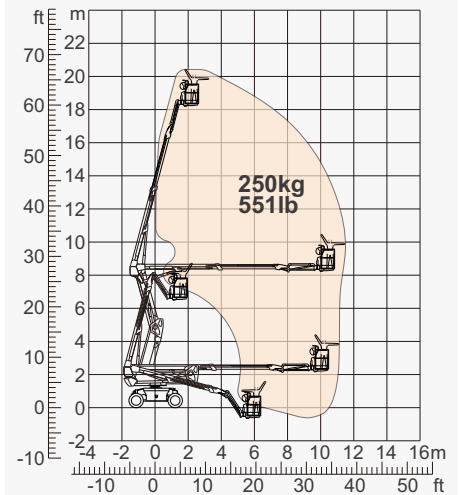
SPECIFICATIONS

| Size | Metric | British |
|--------------------------------------|-------------------|----------------------|
| Max. Working Height | 20.15m | 66ft 1in |
| Max. Platform Height | 18.15m | 59ft 6in |
| Max. Operating Range(+0.6m) | 11.13m | 36ft 6in |
| Max. Platform Range | 10.53m | 34ft 6in |
| Flatbed Transport Dimensions (L×W×H) | 6.41m×2.33m×2.57m | 21ft×7ft 8in×8ft 5in |
| Standard Container Transport | All Applicable | All Applicable |
| Platform Size(Length×Width) | 1.83m×0.79m | 6ft×2ft 7in |
| Turntable Tailswing | 0.82m | 2ft 8in |
| Ground Clearance A | 0.31m | 1ft |
| Wheelbase B | 2.30m | 7ft 7in |
| Turning Radius(Inside/Outside) | 2.92m/4.49m | 9ft 7in/14ft 9in |
| Tyres | 315/55 D20 | 315/55 D20 |
| Max. Up And Over Clearance | 8.18m | 26ft 10in |
| Max. Down Probing Depth | 1.90m | 6ft 3in |

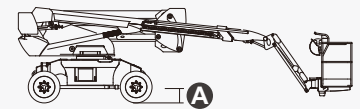
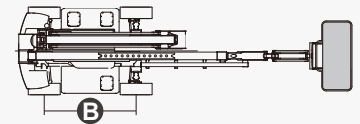
| Performance | | |
|----------------------|-----------------|-----------------|
| S.W.L | 250kg | 551lb |
| Max. Occupants | 2 | 2 |
| Gradeability | 40% | 40% |
| Travel Speed(Stowed) | 6.0km/h | 3.7mph |
| Travel Speed(Raised) | 1.1km/h | 0.7mph |
| Max. Working Slope | X-5°/Y-5° | X-5°/Y-5° |
| Turret Rotation | 360° Continuous | 360° Continuous |
| Platform Rotation | 180° | 180° |
| Jib Movement | 132° | 132° |

| Weight | | |
|----------------|--------|---------|
| Overall Weight | 8750kg | 19290lb |

| Power | | |
|----------------|------------|------------|
| Battery | 48V/375Ah | 48V/375Ah |
| Charger | 48VDC/60A | 48VDC/60A |
| Driving Motor | 34AC/9kW | 34AC/9kW |
| Lifting Motor | 34VAC/13kW | 34VAC/13kW |
| Hydraulic Tank | 145L | 38gal |



Range Of Motion



FEATURES

Standard Items

- 1.50m (4ft 11in) Jib
- Front Oscillating Axle
- Two-Wheel Steering
- Four-Wheel Drive
- Self-Leveling Platform
- 180° Left And Right Swing Platform
- Proportional Joystick Controls
- Thumb Rocker Steer
- Drive Enable
- Ac Power Cord To Platform
- Tilt Alarm
- Descent Alarm
- Flash
- Horn
- Hour Meter
- Integral Integrated Special Drive Axle
For Construction Machinery
- 360° Continuous Turntable Rotation
- Positive Traction Four Wheel Drive
- Platform Load Sense System
- Fault Diagnosis System
- Operator Anti-crushing Protection System
- Harsh Environment Kits
- 12V DC Auxiliary Power
- Battery 375Ah/48V
- Driving Motor 9kW 4834rpm
- Lifting Motor 13kW 1855rpm



Articulated
Boom-BA



Working
Height-20m



Jib



Electric-E



Rough
Terrain-RT



ZHEJIANG DINGLI MACHINERY CO., LTD.

Address: No.188 Qihang Road,Deqing,Zhejiang P.R.C 313219

Telephone: +86(572)8681688

E-Mail: export@cndingli.com

[Https://en.cndingli.com](https://en.cndingli.com)

Due to continuous technology updates, technical parameters are subject to change without notice. This picture book is for reference only, the actual product shall prevail. The copyright is owned by zhejiang dingli, any content may not be copied for any purpose without written permission.

2023-08

